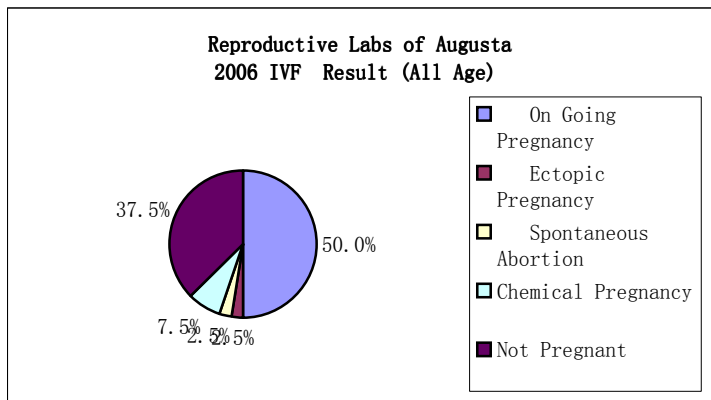


IVF Report 2006

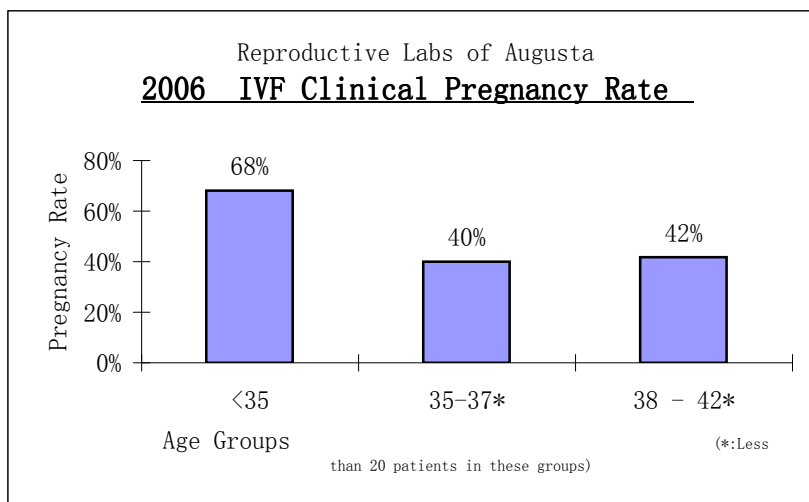
Pregnancy Rate -- All Age

Procedure	Pregnancy Result	
	#	%
Clinical Pregnancy	22	54%
On Going Pregnancy	20	50.0%
Ectopic Pregnancy	1	2.5%
Spontaneous Abortion	1	2.5%
Chemical Pregnancy	3	7.5%
Not Pregnant	15	37.5%



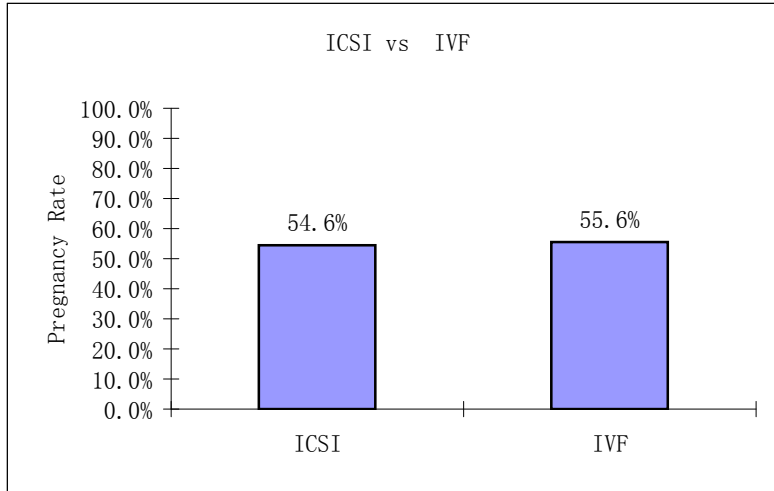
Age Group

Age Group	Total #	Clinical Pregnancy		Chemical Pregnancy #
		#	%	
<35	22	15	68%	2
35-37*	5	2	40%	0
38 - 42*	12	5	42%	1
Donor	1	0		0
Total	40	22	54%	3



ICSI vs Conventional IVF

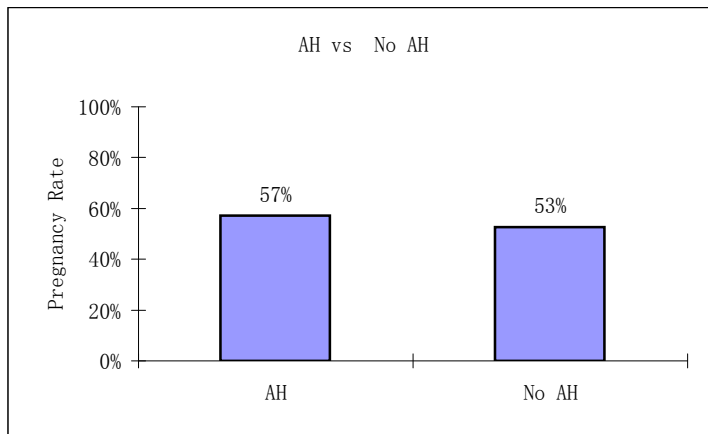
Procedure	Total	Clinical Pregnancy		Chemical Pregnancy
	#	#	%	#
ICSI	22	12	54.6%	1
IVF	18	10	55.6%	2



Assisted Hatching vs No-Assisted Hatching

	AH	No AH
Total	21	19
Clinical Pregnancy	12	10
Pregnancy Rate	57%	53%
Chemical Pregnancy	2	1
Not Pregnant	7	8
Average Age	37	34

Note: AH group are poor candidate group



D3 vs D5 Embryo Transfer

Procedure	Total	Clinical Pregnancy		Chemical Pregnancy
	#	#	%	#
D3 ET	15	7	47%	2
D4/D5 ET	24	15	63%	1
NO ET	0			

